



# Cotton Patch Quilt Guild Newsletter

## JUNE 2009

Greenville, Texas

Linda Franklin, Editor

### President's Letter

I just returned from a wonderful 4 day appliqué retreat in Temecula, CA, with my friend Chris. Temecula is located between San Diego and Los Angeles where the grapes (and wine) are plentiful. The retreat is located at a convent named Vina de Lestonnac, where retired nuns live. The convent has separate buildings with classrooms, a dormitory, and a cafeteria where quilters or other groups come for retreats. The view from the convent is beautiful. Mountains, wineries, and horse stables in every direction. The weather is cool and crisp.

Chris, and I arrived in Temecula early so we could visit the local sites.... quilt shops! We went to 2 shops Thursday morning and made it back in time for the start of class. Our teacher, Pearl Pereira of P3designs, is inspirational and patient. We are each working on our own projects. Pearl is guiding the class and demonstrating. We are making great progress.

We fall into our retreat routine. Each morning we are up at 7:00, as breakfast is served promptly at 8:00. To get to the cafeteria we walk along a path through the convent gardens, being careful not to step on the large snails and small lizards. Tiny bunnies nibble on fresh grass under palm trees. Morning dew is on the roses. It is quiet and peaceful here. The mornings are chilly, and once again I have forgotten to bring a sweater.

After a hearty breakfast we work on our appliqué until 11:55. Lunch is at noon and "thou shall not be late" is our group motto. We then sew all afternoon until 5:30 dinner. After dinner we sew until midnight. We continue on this daily schedule of food, sewing, and sleep until Sunday when it is time to say good bye. We have learned a lot in class and made great progress on our projects. Everyone leaves at 2:00 to drive home except Chris and I. We don't fly out until Monday. We decide to have an early dinner at a nearby winery.

The Ponte winery is right out of a Danielle Steele novel. The food is great, and the wine is even better. From our table we can see a rose garden and mountains in the distance. Today, they are having a wedding in the garden. Our vacation just couldn't get any better. That evening a new group of quilters have come to the convent for a week long retreat. We are introduced and I realize I have met Susan before. So, that evening, Chris and I crash their party for one last evening of sewing.

But, all good things must come to an end. The next morning, promptly at 8:00, we have breakfast and say goodbye to our new quilting friends. We are stopping at 2 quilt stores before heading to the airport for our flight home. While shopping, we get a call from the airlines. Our flight has been delayed by 2 hours. We have time to shop at another quilt shop near the airport and it is HUGE! After going through the largest group of patterns I have ever seen, we once again head to the airport. Then reality sets in and we realize our vacation is OVER. Chris' suitcase is over by 3 pounds and she gets a lecture from the ticket agent. Our flight is delayed 2 more times. We finally step off the plane at 9:00 PM in Dallas and it's 90 degrees outside. My husband meets us at the airport and informs me that his sister and brother-in-law have just arrived in their RV from Pennsylvania. I briefly consider joining the convent and returning to Temecula.....Linda Neal

### JUNE Program

## "Baltimore Albums"

Our guest speakers are Barbara McCraw and Teresa Sherling of B & T Studios Inc. of Denton, Texas. You have probably seen many of the hundreds of Baltimore Album patterns and admired the beautiful quilts. Come join us in June as Barbara and Teresa give us a lecture on these quilts. Learn about the history of the album quilt as well as the symbolism behind many of the blocks. Surprisingly, each album quilt contains a very personal, private reflection of the woman who made them. You will never look at another album quilt the same way again.

— LaVonne McCaw



## Carpenter's Star by Debbie Maddy August 28 Workshop 9:00 A.M. – 4:00 P.M. (Bring a sack lunch)

Learn the "No Diamonds/No Y-Seams" technique while making this beautiful lap quilt. This is a great quilt for fat quarter lovers. The center is made with 8 fat quarters and 1-1/2 yards of background fabric then add two borders for a 70" x 70" quilt. This is a beautiful quilt with any choice of fabric. The workshop is great for all skill levels.

The price of this workshop is \$20.00 for members and \$25 for non-members.

Please fill out the registration form found at the end of the newsletter and return it to LaVonne McCaw with your payment on or before the July meeting.

**July newsletter deadline will be  
Sunday, July 12**  
the second Sunday of July

## REFRESHMENTS COMMITTEE

### June 25

Jo Ann Cross (Captain)

Lynn Cogswell	Lisa Coker
Kay Colcleasure	Allen Day
Betty Day	Vickey Dees
Monica Denny	Louise Devenport
Kathy Dickens	Carol Dodd
Debbie Emard	Linda Franklin
Anita Gaudreau	Debbie George
Kelly Griener	

### July 23

Gladys Guthrie (Captain)

Debra Hager	Rena Hale
Margie Hendrix	Shirley Herman
Jeanie Herring	Pam Hodapp
Alice Isham	Virginia Johnson
Pat Jonz	Shawna Kelsey
Connie Kline	Maxine Leverett
Lydia Lewis	Mary Alice MacDonald
Jane Martyn	

Please advise your captain if you cannot attend the meeting and **swap** with someone else.

Captains: Contact each person by the Monday before the guild meeting.

"Refreshments" is responsible for clean up, too.

## DIRECTORY UPDATES

Debbie Uphoff

Please update your directory with the following changes:


NEW EMAIL ADDRESS:

Joan Biggs - [sewsalot66@hotmail.com](mailto:sewsalot66@hotmail.com)

Anna Borrer - [aborror@att.net](mailto:aborror@att.net)

NEW MEMBER:

Ruth Butcher, 5403 Sayle St, Apt 123, Greenville, TX 75402, 903-450-6034 cell, [RuthButcher27@yahoo.com](mailto:RuthButcher27@yahoo.com), birthday - 5/27.



## June Birthdays

Joan Biggs	6/6	Cathy Brandstetter	6/10
Vickey Dees	6/9	Anita Gaudreau	6/20
Tracy Greenlee	6/10	Jeanie Herring	6/12
Pam Hodapp	6/3	Shawna Kelsey	6/25
JoAnn Weatherly	6/2	Janice Whitt	6/9

HAPPY BIRTHDAY TO ALL

## Time Is Running Out Community Service Quilt Challenge!

Choose from the CS challenge bag of fabric and block sets. Make a quilt or top no less than 36" a side, adding fabric from the CS stash (required) and some of yours (optional). Turn in at the August guild meeting. There will be fun prizes and a gift certificate from a local quilt shop. Winners will be chosen by secret ballot.



### 'N Stitches

"Turning your stitched art into a masterpiece"

FABRIC & BATTING FOR SALE

### Cathy Brandstetter

2298 Fannin  
Greenville, Texas 75401

Phone 903.454.4758  
Cell 214.354.0064

## Cotton Strippers

Jane Martyn

The Strippers celebrated the retirement of Kathy Vestal on Thursday night. Everyone is getting ready for July Cleek Retreat. Lots and lots of bricks were exchanged.

Refreshment committee for July: Carolyn Burt, LeeAnn Miller, Carolyn Jo Wear, Jeannie Herring, Jackie Brown, Mary Lou Strohm, Katharine McCaw, Huey Nobles, Betty Day and Debbie Uphoff.

## Bulletin Board

**Will do housekeeping.** Reasonable rates! Call Jo Ann Weatherly or leave a message, 903-454-2228.

Thank you all so much for your donation of the 3 quilts to the Boles Children's Home Dallas Dinner silent auction. The quilts were beautiful!  
- Boles Children's Home

### QUILT SHOW – Near Us

**Mesquite Quilts 2009** – June 26-27, 10 – 5 PM, Rutherford Recreation Center, 900 Rutherford Dr, \$5 admission.

If you have something for the bulletin board, contact the newsletter editor.

## Treasurer's Report

*Pam Shuman*

**APRIL 2009 Ending Balance** **4340.42**

May 2009

Checks

1829 Katharine McCaw, paper products	-37.47
1830 Linda Franklin, Newsletter	-19.63
1831 Virginia Johnson, Library	-67.41
1832 LaVonne McCaw, Programs	<u>-87.33</u>
	-211.84

Deposits

Raffle Quilt 2009	71.00
Advertising	21.00
Membership	<u>48.00</u>
	140.00

**MAY 2009 Ending Balance** **4268.58**

## Sunshine and Shadows

*Madeline Sullivan*

**Gladys Trammell** reported that her husband, Bob, is at home after his major surgery on May 26. He had some of his pancreas and his spleen removed. He is bouncing back very well. We are overjoyed and wish him a complete recovery.

Please keep **Joy Gregory** in your prayers. Joy has a heart condition and at this writing is in Garland Hospital.

Sunshine is raining down on **Jo Ann Cross**. Her mother is out of the hospital and has no bad effects of her stroke. Wonderful!!!

Jo Ann's daughter, Dr. Carol Wise, Molecular Genetics at the Texas Scottish Rite Hospital for Children in Dallas, received the Anson Jones Award from the Fort Worth Scottish Rite Foundation during its Grand Annual Banquet, June 6, 2009. Dr. Wise and her team isolated and received a patent on a gene defined as CHD 7. The discovery is outlined in the May 2007 issue of the American Journal of Human Genetics. Dr. Wise has since received a 2.8 million dollar grant from the National Institute of Health to further her research. Other grants include 1 million dollars from the Crystal Charity Ball and 60 thousand dollars from the Scoliosis Research Society. The gene CHD 7 is associated with idiopathic scoliosis, a crippling curvature of the spine, affecting up to 3 percent of children throughout the world.

The Anson Jones Award honors individuals who have made significant contributions for the betterment of society. Dr. Wise was principal speaker for this event.

"Hats Off" to Jo Ann and her husband, Ben! I'm sure they enjoyed the banquet.

### **Advertising Rates**

Monthly Rates: ½ page = \$12, ¼ page = \$6, business card = \$3. Ads are printed if space is available. Ad text and payment must be received before the monthly deadline. Send to editor: Linda Franklin, 2307 Rabb Dr, Greenville, TX 75402, email: lctexas75402@gmail.com

## **May 28, 2009 Minutes**

*Mandy Weaver, Secretary*

President Linda Neal opened the night by welcoming members and introducing guests. She thanked Marie Smith and the food committee for the meal. Next month's captain is Jo Ann Cross.

April meeting minutes were approved by the members.

Sherry Worley announced the ongoing Community Service challenge. Quilt tops or finished quilts are due in August. Prizes will be awarded. She will be teaching beginning quilting classes beginning in August.

Jane Asberry announced that TAQG Rally Day will be July 11, 2009. She has meal tickets, pins and raffle tickets available to purchase.

Virginia Johnson, librarian, told everyone about all the new books available to check out.

Debra Hager is still taking forms and fat quarters for the UFO challenge. The challenge ends August 27, 2009 and a final drawing will be held for all remaining fat quarters.

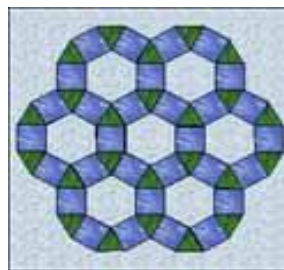
Katharine McCaw needs money turned in for the July Cleek Retreat.

Priscilla Moore, historian, announced that she would like some 4" square mini blocks for the guild scrapbook. Contact her for more details.

The 2009 raffle quilt money needs to be turned in to Jackie Brown.

Rena Hale volunteered to be the coordinator for the 2009 raffle quilt.

LaVonne McCaw announced a workshop by Debbie Maddy on August 28 from 9:00-4:00. The cost is \$25.00. A \$10.00 deposit will hold your spot. Debbie will be teaching the Carpenter Star.



**May**

**Door Prize Donors**

**Cathy Brandstetter - 3**

**Quilt Mercantile - 3**

**Creative Quilters Guild of Ellis County - 3**

**Thank you very much!**

## EXECUTIVE BOARD MINUTES

MAY 28, 2009

Mandy Weaver

Debbie Uphoff announced we have 92 members.

LaVonne McCaw discussed the workshop by Debbie Maddy; she will be teaching the Carpenter Star. The workshop is on Friday, August 28, from 9:00-4:00. The cost is \$25.00, with a \$10.00 deposit. A minimum of 20 people is needed to cover the \$400.00 cost of the workshop. LaVonne will research the maximum number of people the room can handle.

During the July guild meeting Linda Neal will be out of town. The speaker is Pebble Rehm.

September meeting program is Sharon Schamber, long arm quilter. Many visitors are expected so it was decided to only serve desserts, tea & coffee.

November program will be Jackie Brown.

Linda Neal brought up a possible partnership with Quilt Mercantile to bring in national teachers. We would split the expenses. The speaker would come to our guild meeting and hold a workshop at the Quilt Mercantile Retreat center. This would be for 2010 or 2011.

We are still planning on incorporating the guild and will wait for Carolyn Burt to continue the process.

The guild will be 20 years old in 2011. Debra Hager has proposed a new logo. It was discussed if the logo design should be voted on and if it should be open to other entries.

The next executive meeting will be in August.

You may view photos and newsletter at the guild's website:

[www.cottonpatchquilt.com](http://www.cottonpatchquilt.com)

Login: Texas Password: Star

Note capital letters – case sensitive.

## TAQG RALLY DAY – July 11

Mimosa Lane Baptist Church

1233 North Belt Line Road, Mesquite, TX 75149

Doors open at 9:00 A.M., program starts at 10:00 AM. and should last until 3:30 P.M.

You will need to show your guild membership card to get in to Rally Day. You'll receive your membership card at guild this month. If you're not going to be at guild, have a friend pick it up for you. You've already bought your lunch ticket (be sure to take it with you!). Most of the member guilds will have their raffle quilts displayed and will be selling chances on them, so you'll want to have some cash and address stickers for that. There will be a Rally Day raffle with tickets being sold only on Rally Day. There will be a silent auction of the mini quilts and a chance to vote for viewers' favorite. There will be many door prizes and a speaker/vendor store and lots of fun to be had by all! – Jane Asberry

### DIRECTIONS for Driving from Greenville Area:

Take I-30 West. Exit #59 Belt Line Rd/Broadway Blvd. Go left on Broadway which becomes Belt Line and then becomes North Belt Line Road. 1233 N Belt Line is on the your right.



## STARCHING OR SIZING OR NOT?

Quilters shared their starching or sizing experiences on equilters.com. Here are some things they wrote.

### Why use starch or sizing

1. Acts like a stabilizer:
  - easier for embroidery or appliqué
  - gives body to old fabrics when repairing old quilts,
  - equalizes soft fabric piece when seaming with a crisp fabric piece
  - backings do not get puckers in them as readily
  - finger pressing seams is easier with less distortion.
2. Secures fabric when rotary cutting multiple layers, as well as when seaming, less slippage/shifting.
3. Cuts down on fraying edges.

4. Bias edges are easier to handle, especially when sewing bias edge to bias edge.
5. Blue washout pens and other markers will stick to the starch so the markings are easier to get out.
6. Zigzag edged appliqué pieces do not bunch, fray, or shift when being sewn down.


### How-to tips:

- Starch with at least 2 applications.
- Cheaper to mix own starch and use a spray bottle. Can dilute starch 1:1 with water.
- If starching cut pieces, PRESS, not iron back and forth, or pieces may be pulled out of shape.
- Cover the floor where you are spraying or you may slip.
- Cover the ironing board with sheeting to protect the ironing board. When sheeting turns brown with starch, you can wash the sheet.

- continued on last page

# Easy Stretches for Anyone (Let's Stand)

Practice correct form illustrated in the pictures. Do each stretch 1-2 times, holding for 15-20 seconds.



## Standing Extension

- Stand tall – make yourself long
- Support your pelvis/lower back with both hands; placing palms down on small of back
- Gently & slightly lean back by “lifting” up & back opening your chest, gently looking up
- Modification: Raise your arms straight to the sky or put your arms straight up on a wall

## Calf/Front Hip Stretch

- Stand with one foot forward and the other back (feet point forward)
- Calf: keep heel on the ground; body has a straight line through shoulders to heel.
- Hip: press the hip of the back foot forward by tucking your tailbone under you.

## Standing Side Lean

- Stand tall - make yourself long
- Reach one arm straight to the sky, trying to keep your shoulder low and neck relaxed.
- Lean in the direction opposite of the raised arm.
- Repeat with opposite arm.

## Starch or Sizing or Not - con't.

- After spritzing give it time to soak in before pressing.
- Best to cut fabric after starching or sizing.
- When starched project is done, rinse gently in lukewarm water and a little detergent.
- For appliqué apply to wrong side of fabric and press until dry. Edges for needle turning will be crisp and stay put.
- Another appliqué technique is to spray starch in a small bowl. Apply starch to the folded over edge with a Q-tip.
- Some prefer starching/sizing only the background of appliqué blocks. It keeps the work flatter.

### Resizing a project

After working a lot on unwashed fabric, the body is not as nice, especially the background. Spray a pressing cloth very lightly with sizing (not starch) and put the cloth on

the back of the quilt area of which you want to restore the original body. Press the cloth and the project with NO steam. The project will quilt up nicely.

### WARNINGS!

- After ironing with starch, do not leave the fabric folded up or you will get a difficult to remove crease.
- Don't store starched fabric. Silver fish and moths love the starch. Over time the chemicals in the starch may turn the fabric yellow. Must rinse your starched project when done.
- Use sizing instead of starch on hand-dyes. The starch may affect the hand-dyed color, fading it visibly
- Some starches may leave brown spots under a hot iron.

See books by Debra Wagner or Bonnie Kaster for advice on how to clean your iron and how they use starch.

## Cotton Patch Quilt Guild Workshop Registration Form

Mail the completed registration form and your payment to:  
LaVonne McCaw, P.O. Box 1599, Greenville, TX 75403

NAME: \_\_\_\_\_

ADDRESS: \_\_\_\_\_ CITY: \_\_\_\_\_

STATE: \_\_\_\_\_ ZIPCODE: \_\_\_\_\_

EMAIL: \_\_\_\_\_ PHONE: \_\_\_\_\_

Upon receipt of registration and payment, a confirmation and supply list will be mailed to you.

**WORKSHOP:** *Carpenter's Star* by Debbie Maddy

**DATE & TIME:** August 28, 2009, Friday, 9:00 AM – 4:00 PM

**PLACE:** Kavanaugh Methodist Church, Greenville, TX

**PRICE:** \$20.00 CPQG members, \$25.00 non-members

Reservation closes July 23, 2009