



COTTON PATCH QUILT GUILD



Greenville, Texas

APRIL, 2015

Earth Day, April 22

cpqgnews@gmail.com



Carol Dodd, editor

PRESIDENT'S LETTER

I want to start by thanking a couple of people. First, Debra Hager and Joy Gregory. Debra plans and coordinates two retreats a year. Joy donates her time and resources to make our name badges. Both ladies work hard to make the retreat fun. I don't know about the rest of you, but for me the retreat always comes at a time I need to get away from work and the day-to-day to renew myself. If you have never attended a retreat I encourage you to do so. Second I want to recognize Connie Cawthon, who spent the retreat setting together the red and white challenge quilt. If you have not seen it yet it is BEAUTIFUL!! I sure hope I win it.

As an avid reader and history lover, I thought I would share some interesting facts demonstrating how far back in time quilting goes.

Between 770-221 BC, silk quilts (Chinese) were excavated from tombs. A quilted linen carpet, found in a Mongolian cave tomb, is the earliest quilted object to date. A Marseilles, France ship captain, in 1297, listed a courtpointe (quilted bedcover) in an inventory. In 1516 a Portuguese traveler in India wrote of the beautiful quilts of beds along with finely worked, painted and quilted articles of dress. Quyltes and coverpointes are listed as bed linens in the 1547 inventory of King Henry VIII. The inventory details that the quilts were made of Holland cloth, bockeram, sarceonett, tapheta, and lynnem. Encyclopedia Britannica states Holland cloth is a plain woven unbleached or dull finished linen or cotton fabric. Bockeram is a one-ply cotton fabric

that is sized according to its end use and is still available today. Today bockeram is used as foundation in millinery and ribbon work and trim. Three trapunto quilts, circa 1395, are believed to be the earliest surviving European quilts and are located in museums and a private collection. A 1609 account ledger of the marriage of Princess Elizabeth indicates an upholsterer was paid for 3 quilts of fustian. The quilts were lined with taffeta, sewed with silk and filled with wool. Based on further research fustian is a cloth made of linen warp and cotton weft and was also known as corduroy and velveteen in the past.

Do you think some of our quilts will still be preserved in the 25th century?

--Roberta Vanderburg

\$

TREASURER'S REPORT

3/31/2015

Previous balance	\$3,321.29
3 deposits/credits	\$1,202.00
6 checks/debits	\$ 174.27
Current balance	\$4,349.02

--Laurie Anderson

REMEMBER

Deadline for submission to the next Newsletter is May 18. Send information to: cpqgnews@gmail.com



BOARD MEETING MINUTES

MARCH MEETING MINUTES

The March meeting was called to order by President Roberta Vanderburg. Roberta thanked the food committee and their captain Wanda Wilson. Connie Cawthon will be the food captain in April.

Roberta welcomed our visitor and then turned the meeting over to Maejean Nixon, who introduced our guest speaker, Mary Lou Jones. Mary Lou's topic was the Kansas City Star. The newspaper started publishing quilt patterns in 1920. Many of the patterns reflected the current events (like the aircraft quilt square, an elephant & donkey). Mary Lou shared many patterns and interesting facts about the publication.

The minutes were approved as published. Members were asked to check their information in the draft membership directory. Membership cards were also handed out.

Connie showed the finished quilt top for the guild's 2015 Raffle Quilt. It is beautiful. Members interested in making a bid for quilting it on their long-arm are asked to submit bids to Katharine McCaw by e-mail.

Community Service had 106 squared turned in at the meeting, twelve tops were made, and members donated over 100 volunteer hours. The Community Service Circle is adding another day to meet and sew. They will meet on the 4th Friday from 10:00 A.M. - 3:00 P.M. at Kavanaugh United Methodist Church.

No report from TAQG and the Historian.

Linda Neal introduced the next mystery border, an embroidered border. Linda shared several examples ranging from easy to detailed.

Announcements: Board meeting will be held April 7th at 6:00 P.M. at the church. Box tops go to Greenville Christian School. Newsletter deadline is April 12th.

Drawings for birthdays and door prizes were held. We had many quilts (large & small) for show and tell. The meeting was adjourned.

--Melinda Van

The Board met on April 7 at 6:00 PM in the small dining room at Kavanaugh.

The topic of discussion was the budget and the need to balance the budget in future years. We do have a CD totaling approximately \$10K, however that is earmarked for the next quilt show. We have only about \$2,000 above our current budget, otherwise. Simply put, our choices are either to increase income or decrease expenses.

Some possibilities discussed were:

- Increase dues by \$1.00 for 2016. This should not be a hardship for anyone.
- Strongly encourage each member to sell at least one packet of raffle tickets.
- Increase marketing of raffle quilt to include quilt shops. This would be an opportunity for greater participation of Guild members.
- Have a second "social" meeting, like the Christmas Party. No speaker, just visiting, good food, and possibly games.
- Have one or two programs presented by our own members (*gratis*, or for a token of appreciation such as a gift certificate).
- Have members donate fabric to be sold for the Guild's benefit at one of the "garage sale" meetings. Unsold fabric would be given to Community Service.

--Carol Dodd



MARCH DOOR PRIZES

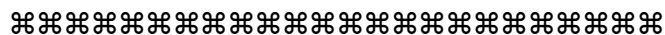
- Anonymous: 12
- 'N Stitches: 1
- Quilt Asylum-McKinney: 1
- Quilt Country-Lewisville: 1
- Thank you very much!
- We are fortunate to have generous friends supplying our door prizes. Be sure to send thank you notes to them for adding to the fun of our meetings.



April Program

Dave Lieber, who writes the Watchdog column for the Dallas Morning News will be our speaker. His topic is "The Quilt That Saved My Life."

--Maejean Nixon



MEMBERSHIP

MEMBERSHIP CARDS

Membership Cards will be available for pick up at our April Guild meeting, after signing in please request your card. Your membership card is required for free admission into the TAQG meeting in Mesquite on July 11th. Some quilt shops will give you a discount, if you are Quilt Guild member, but they require seeing your membership card.

DIRECTORY

The 2015 Directory has been sent to the email address that you provided to the Guild. A limited number of paper copies will be printed and given to those who do not have an email account.

VISITORS & MEMBERSHIP

Individuals can join the CPQG anytime during the year and we love to have visitors to our meetings, however, visitors may attend two meetings per year as a guest; further attendance requires payment of dues.

NAME TAGS

Please remember to wear your name tag during the guild meeting and return them before leaving for the evening. We have so many members that we need a little help with a name sometimes.

--Pamela Hansen



Cathy's Creations

Embroidery
Quilting
Meandering Quilting
Sewing
(903) 453-4721

By Cathy Weatherhead



TAQG

Thanks to all who helped me (especially Sue Childers!) with the CPQG goodie bag contributions to TAQG!

Help me! By May 26th, I have to turn in two mini quilts (no larger than 24X24) for the Rally Day silent auction. Can anyone offer a donation?!

I have a quota of Pre-Rally day raffle tickets to sell! The raffle basket includes a Janome sewing machine and sewing goodies valued at \$1,652! The tickets are \$1 each or \$5 for six tickets. I also have Rally Day pins for \$5 for sale.

I'm still offering up \$10 Panera Bread lunch tickets, and there's no need to worry about forgetting you ordered it. TAQG reps will email a lunch ticket to you before Rally Day!

The Kathy Dunigan workshops are filling up fast! Arlington's workshop is July 13th and 14th, and Mesquite's workshop is July 9th and 10th. Through the Kathy Dunigan Appliqué Academy, her classes cost a lot more than \$100, so the workshops are a bargain! She's even offering up a kit for \$25 so all you'd have to bring are sewing supplies.

At the next guild meeting, I'll have a poster board with photos of the two blocks that will be made at the two workshops, as well as photos of the Pre-Rally Day raffle basket and this year's pins. Look for it at the sign-in table!

Your contributions to TAQG's Rally Day success help to bring national speakers to our annual events.

Put it on your calendar! RALLY DAY, Saturday, July 11th at 9 am!

Please email me if you can contribute a mini quilt to the silent auction! (LaurieMAnderson@iCloud.com)

--Laurie Anderson



FIND US ON FACEBOOK

[HTTPS://WWW.FACEBOOK.COM/GROUPS/225452144152047/](https://www.facebook.com/groups/225452144152047/)



APRIL BIRTHDAYS

Lynn Cogswell	April 5
Mary Lou Strohm	April 6
Huey Nobles	April 9
Tammy Vander Aa	April 14
Carrol Houllis	April 19

MAY BIRTHDAYS

Billie Weatheread	May 5
Linda Franklin	May 11
Donna Moon	May 15
Brenda Nelson	May 15
Joy Gregory	May 20
Debbie Uphoff	May 20
Jan Byrd	May 21
Ruth Butcher	May 27



SMILE, you're on Amazon!

AmazonSmile is a simple and automatic way for you to support the guild every time you shop, at no cost to you. When you shop at smile.amazon.com, you'll find the exact same low prices, vast selection and convenient shopping experience as Amazon.com, with the added bonus that Amazon will donate .5% of eligible purchase prices to CPQG!

Go to smile.amazon.com from your web browser. You can bookmark it to make it easier to return to. On your first visit, you will select the charitable organization to receive donations. The selection will be remembered—whenever you go to smile.amazon.com, there will be a banner saying Supporting Cotton Patch Quilt Guild Inc. Tens of millions of products are marked 'eligible for AmazonSmile donation' on their product detail pages. Your account, your shopping cart, wish list, wedding or baby registry and other account settings (even the 1-click purchasing!) are all the same.

After registering, AmazonSmile is a painless way to support your quilt guild!

--Laurie Anderson



APRIL REFRESHMENTS

Connie Cawthon, Captain

Sherry Chennault	Jane Davis
Susan Childers	Jo Dieterich
Lynn Cogswell	Carol Dodd
Kay Colcleasure	Judy Elliott
Mary Lynn Collins	Leslie Erickson
JoAnn Cross	Janice Evans
Isabel Davis	Linda Franklin

MAY REFRESHMENTS

Anita Gaudreau, Captain

Joy Gregory	Carrol Houllis
Kelly Greiner	Loretta Kelner
Debra Hager	Darla Lane
Gwynne Haussecker	Maxine Leverett
Pamela Hodapp	Jan Lewis
Shirley Hoffman	Mary Alice MacDonald
Jeannie Herring	Katherine McCaw

*Please advise your captain if you cannot attend the meeting and **swap** with someone else or offer the captain money to cover your share.*

Captains: Contact each person by the Monday before the guild meeting.

Everyone, please remember to help clean up afterward and take care of your dishes.



FRIENDSHIP CIRCLES

COTTON STRIPPERS

The food committee provided a great meal this month, even though the oven didn't work! We thank them very much. Next month the food committee includes Wanda Wilson, Carol Adams, Anita Gaudreau, Jane Asberry, Janice Evans and Mandy Weaver.

Connie Cawthon won the lottery blocks and Kay Colcleasure won the fat quarter exchange. The theme next month is floral or purple fabric. The May lottery block will be presented by Roberta Vanderburg. Debra Hager explained the rules of the Ugly Fat Quarter Challenge, hopefully everyone is working on their quilt.

--Anita Gaudreau

COTTON BLOSSOMS

A few of the Blossoms met on a rainy Monday, April 13.

Jo Ann Cross showed the quilt she designed and made from a quilt made by her Great Great Grandmother. She showed us how she made the blocks, and how her Gr.Gr Grandmother made the blocks as well.

Carol Dodd has lately been fascinated with the possibilities of the various “disappearing” blocks. She showed the disappearing hourglass. Carol saw this block demo’ed at the Missouri Star Quilt Co. If you can manage Jenny Doan, here is the URL:

<https://www.youtube.com/watch?v=xXggafOP230>

The Blossoms meet on the second Monday of the month at 2 PM at the Presbyterian Church in Commerce. All are welcome to attend.

--Carol Dodd



Website

You may view photos and newsletters at the guild's website:

www.cottonpatchquilt.com

Login: Texas

Password: Star

Note: case sensitive.

Advertising Rates

Monthly Rates: ½ page = \$12, ¼ page = \$6, business card = \$3.

Ad text and payment must be received before the monthly deadline.


Send to editor: Carol Dodd, email: cpqgnews@gmail.com

DIY Round Robin

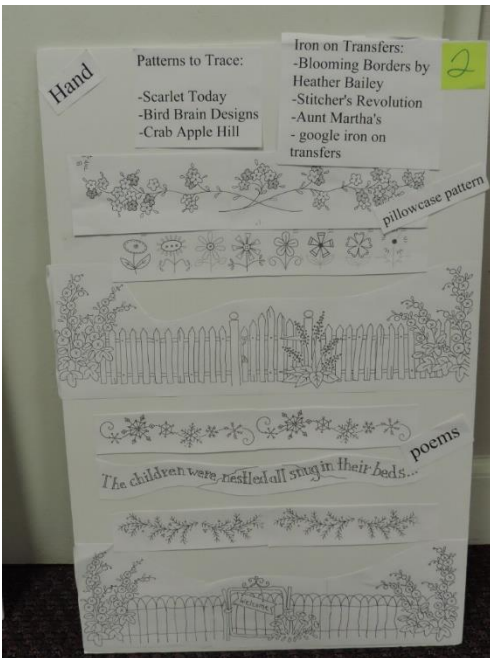
The second border for the DIY Round Robin is EMBROIDERY!

Ideas for this border are:

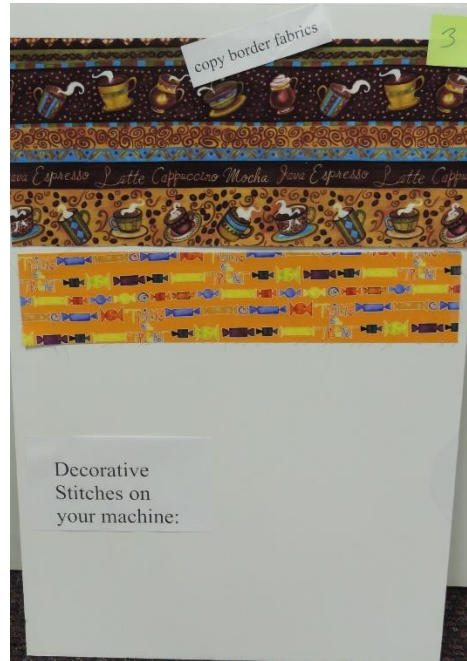
- Use your embroidery machine, should you be lucky enough to own one.



- Hand embroider, using traced patterns, iron-on transfers, words, imagination.



- Copy border fabrics. Use your sewing machine's decorative stitches.



- Use stencils and your machine's triple-stitch.



- Purchase patterns from Bareroots or other companies for borders, use pillowcase hem designs.