





# COTTON PATCH QUILT GUILD



Greenville, Texas

MARCH, 2015

[cpqgnews@gmail.com](mailto:cpqgnews@gmail.com)



Carol Dodd, editor

## PRESIDENT'S LETTER

With St. Patrick's Day occurring this month, I thought I would try to link St. Patrick's Day, the color green and the history of quilting in Ireland. Let's see how I do.

St. Patrick was not a natural borne Irishman. It is now known that he was born in a small Welsh village. He was kidnapped at age 16 by Irish raiders and enslaved for 6 years in Ireland. After his release he studied religion and later returned to Ireland as a missionary. St. Patrick was named as the patron saint of Ireland. St. Patrick's Day is celebrated on the anniversary of his death, March 17<sup>th</sup>, 461 AD and for thousands of years March 17<sup>th</sup> was observed as a religious holiday by Irish Catholics. The first St. Patrick's Day parade began in March, 1762, when Irish soldiers serving in the English military marched through New York City. The use of green by Irish probably dates to the 18<sup>th</sup> century when supporters of Irish independence used the color green to represent their cause.

According to Hart Cottage Quilts (<http://hartcottagequilts.com>) the color green was not a common color in quilts. The color green was created using a double process than began with dyeing the cotton fabric yellow then dyeing the fabric again with Indigo or Prussian blue. The resulting color was often referred to as "poison green" by quilters due to its resemblance to the arsenic based Scheele's green used in wallpaper during the 19<sup>th</sup> century. The double process was very labor intensive, expensive and did not produce the quality of dyed fabric we see and enjoy now.

Patchwork was introduced to Ireland during the 18<sup>th</sup> century by the English gentry. The English ladies taught needlework skills to the Irish working in their service. At that time a quilt consisted of the top and back

layered together and stitched in a chevron pattern. Linings were not used as the wool would have been needed for other uses. Patchwork was often scraps of old suiting, tweeds and hand woven fabric tie quilted with carded wool or roughly quilted with linen thread. Quilts at that time had a very utilitarian purpose.

Ulster patchwork quilts (Turkey red and white) were common and brightened the dark interior of the cottages. While hand pieced, these quilts were often machine quilted. At that time hand quilting would have been seen as to time consuming taking away time needed for other chores. Sewing machines were not owned by many thus machine quilting was a status symbol and gave the impression that the quilter was better off than she really was.

During the mass emigration of Ireland in 1845-1849 (the potato famine) to America, many emigrants packed their belongings by tying them into a bundle made from their patchwork quilts. As is the case with emigrations, traditions were carried by emigrants bringing a sense of home and familiarity. Over time these traditions blend the old with the new. ([www.antiquequilt dating.com](http://www.antiquequilt dating.com))

--Roberta Vanderburg

\$

## TREASURER'S REPORT

2/28/2015

Previous balance	\$3,351.29
1 check/debit	30.00
Current Balance	\$3,321.29

--Laurie Anderson

## 2015 President's Crayon Color Quilt Challenge



In case you were not at Guild in February, I have issued a challenge for 2015. I have placed slips of paper with a crayon color listed in a paper bag. If you wish to participate you will draw a slip (or you can call/email me and I will draw for you) and that becomes your color. You may not switch or trade colors. This is a perfect opportunity to complete a quilt project that can be entered into the 2016 quilt show we may have.

### The 2015 Challenge Rules

1. You must use the color you draw and white. You **MAY add one** additional color if you desire. Please note the primary color of the quilt should read the crayon color you draw. No more than 3 colors may be used in the top.  
Example" you draw red you elect to use blue as the additional color. Your red fabric can be red and white, red, or red, white and blue. *Multi color print fabric does not work for this challenge.*
2. **Minimum size:** 24 inches by 36 inches. Horizontal or vertical orientation. **Maximum size:** king.  
Example: wall hanging, table topper, bed runner, lap, twin, full, queen, or king size quilt.
3. *In addition you must "donate" a 9 1/2 inch block using the color you drew and white*
4. Must consist of top, batting, and backing and be quilted.
5. Technique: Top can be pieced, appliquéd, embroidered, or a combination. Quilt may be quilted or tied.
6. Must be ready to show at the December 2015 guild meeting.
7. The color restrictions apply to the top only. You can back the quilt in any coloration you wish.  
\*\*\*\*\*

## REMEMBER

**Deadline for submission to the next Newsletter is April 13. Send information to: [cpqgnews@gmail.com](mailto:cpqgnews@gmail.com)**

## FEBRUARY MEETING MINUTES

The meeting was called to order by President Roberta Vanderburg. She thanked the food committee for the meal and welcomed our two visitors.

Roberta introduced the guest speaker, Lynn Farested, who shared how she started her quilt shop, Stitched with Love in Mc Kenny, TX. Lynn shared a sampling of products in her shop which were available for purchase.

The minutes were approved as published.

### Committee Reports:

The Raffle Quilt will be put together by Connie Cawthon and estimates the size to 96" X 104".

Community Service received 110 Nine Patch squares and 9 Tumbler patches. A motion was made to send the Community Service quilts to Raffo Crisis Pregnancy Center and to the Disabled Veterans by Sue Miller and seconded by Debra Hager. Motion passed.

TAQG needs 2 mini quilts and a door prize valued at \$25.00.

Sunshine and Shadows reported that Sherry Worley and Shirley Hoffman are recovering from knee surgery, and Virginia Johnson is fighting bone cancer.

Linda Neal presented mystery border #1 for the Round Robbin quilt. Next month Linda will present border #2.

Roberta gave a crayon challenge to the guild. The challenge quilt must be 24"X36" and one 9 1/2" block for community service. The completed quilts are due at the December meeting.

### Announcements:

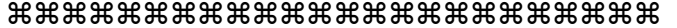
Our VP, Virginia Johnson, resigned due to health reasons. Maejean Nixon volunteered to complete her term. Box tops are going to Caddo Mills. Pictures are being taken for the new membership directory tonight.

Birthday drawing was held. Door prizes were given. We had Show and Tell, then the meeting was adjourned.

Melinda Van

# March Program

You won't want to miss our April speaker, Mary Lou Jones, who will share with us her knowledge of Kansas City Star Quilts. Mary Lou started her collection of Kansas City Star patterns in the early 1990's –she is always on the hunt for blocks and quilts that may have been a "star". This program promises to be informative as well as entertaining.

--Lifted from Sulphur Springs Quilt Guild Newsletter  


## MEMBERSHIP

### MEMBERSHIP CARDS

Membership Cards will be available for pick up at our March Guild meeting, after signing in please request your card. Your membership card is required for free admission into the TAQG meeting in Mesquite on July 11th. Some quilt shops will give you a discount, if you are Quilt Guild member, but they require seeing your membership card.

### DIRECTORY

I will have a draft of our 2015 Directory at the Guild meeting, it will be available at the sign-in table and passed around during the meeting for you to **check your information and make any corrections**. Names not shown in the directory have not paid their 2015 dues per our records. If you would like to change your photo, I will be taking pictures one last time at the March meeting.

### VISITORS & MEMBERSHIP

Individuals can join the CPQG anytime during the year and we love to have visitors to our meetings, however, visitors may attend two meetings per year as a guest; further attendance requires payment of dues.

### NAME TAGS

Please remember to wear your name tag during the guild meeting and return them before leaving for the evening. We have so many members that we need a little help with a name sometimes.

--Pamela Hansen

# TAQG

TAQG is gearing up for Rally Day on Saturday, July 11th! All Texas quilt guild members are invited for free. The goody bags alone will make the trip worthwhile. The day-long event will be held at Mimosa Lane Baptist Church in Mesquite. Vendors' booths and many raffle quilts will be displayed with the chance to buy raffle tickets! There will also be a silent auction of mini quilts.

This year's speaker is Kathy Dunigan, who will teach two two-day workshops on Baltimore Album applique. One workshop will be held Thursday and Friday, July 9th and 10th from 9 am - 4 pm at Mimosa Lane Baptist Church in Mesquite. The second workshop will be held on Monday and Tuesday, July 13th and 14th, from 9 am - 4 pm at Trinity United Methodist Church in Arlington, TX. Each workshop will feature a different Baltimore Album block (I have photos!) The cost for guild members is \$100, and there is also an optional \$25 kit expense.

Packed lunches from Panera Bread can be pre-ordered for \$10. Before Rally Day, emails will be sent to provide proof of purchase, so you don't have to worry about an early purchase getting lost in the shuffle!

I am selling pre-Rally Day raffle tickets for \$1 (or 6 for \$5) for a basket that includes a sewing machine as well as other goodies.

Sue Childers kindly allowed me to cut community service fabric for the goodie bags! Thank you, Sue, for your help! I will be ready to package those puppies soon!

I also need mini quilt donations for the silent auction (our guild is required to provide at least two). If you can help, please let me know!

Laurie Anderson



### FIND US ON FACEBOOK

[HTTPS://WWW.FACEBOOK.COM/GROUPS/225452144152047/](https://www.facebook.com/groups/225452144152047/)



# FEBRUARY DOOR PRIZES

Anonymous: 8

N Stitches: 1

Quilt Asylum-McKinney: 1

Quilt Country-Lewisville: 1

Thank you very much!

We are fortunate to have generous friends supplying our door prizes. Be sure to send thank you notes to them for adding to the fun of our meetings.



## MARCH BIRTHDAYS

Sue Miller	March 1
Wanda Roy	March 14
Madeline Sullivan	March 15
Mandy Weaver	March 17
Katharine McCaw	March 18
Beth Mills	March 19
Sherry Chennault	March 28

## APRIL BIRTHDAYS

Mary Lou Strohm	April 6
Huey Nobles	April 9
Tammy Vander Aa	April 14
Carrol Houllis	April 19



### Website

You may view photos and newsletters at the guild's website:

[www.cottonpatchquilt.com](http://www.cottonpatchquilt.com)

**Login: Texas**

**Password: Star**

**Note: case sensitive.**

### Advertising Rates

Monthly Rates: 1/2 page = \$12, 1/4 page = \$6, business card = \$3.

Ad text and payment must be received before the monthly deadline.

Send to editor: Carol Dodd, email: cpqgnews@gmail.com



## MARCH REFRESHMENTS

Wanda Wilson, Captain

Jane Martyn Wood	Dorothy Boettcher
Sherry Worley	Gail Bohmfalk
Kay Allen	Cathy Brandstetter
Laurie Anderson	Phyllis Buchholz
Jane Asberry	LaNell Bundick
Joan Biggs	Ruth Butcher
Sara Bobbitt	Jan Byrd

(New names have been added to the March Refreshment Committee because several of the people who were originally on the list did not renew their membership.)

## APRIL REFRESHMENTS

Connie Cawthon, Captain

Sherry Chennault	Jane Davis
Susan Childers	Jo Dieterich
Lynn Cogswell	Carol Dodd
Kay Colcleasure	Judy Elliott
Mary Lynn Collins	Leslie Erickson
JoAnn Cross	Janice Evans
Isabel Davis	Linda Franklin

Please advise your captain if you cannot attend the meeting and **swap** with someone else or offer the captain money to cover your share.

Captains: Contact each person by the Monday before the guild meeting.

Everyone, please remember to help clean up afterward and take care of your dishes.



### Cathy's Creations

Embroidery

Quilting

Meandering Quilting

Sewing

(903) 453-4721

By Cathy Weatherhead





**QUILT STORE CLOSING**

**ANNETTE MARSHALL IS HAVING TO CLOSE HER STORE BY THE END OF APRIL.**

**CREATIVE IMAGINATION FABRICS AND GIFTS**

**8801 WESLEY STREET SUITE C  
GREENVILLE, TX. 75402.  
(CARROLL SHOPPING CENTER)  
903-513-0713**

**OPEN TUESDAY THROUGH FRIDAY 10-5,  
SATURDAY 10-1 OR CALL FOR AN  
APPOINTMENT.**



**COMMUNITY SERVICE**

Community Service has donated the quilts to the Disabled Veterans that we voted on at Guild last month. They were very appreciative of the donation.

At Circle we worked on making all the wonderful 9 patches into quilt tops. That project will keep us busy for a time, and we are trying out some new to us 9 patch patterns which makes it fun as well.

As announced at Guild last month we will be meeting twice a month now. We will meet on the first Monday as usual and again on the Friday after Guild. We meet at 10 am until about 2 pm. We either bring our own lunch or send out for lunch. As the old saying goes, "many hands make light of work", and it is especially true at our meetings. Is always amazes me how many quilts tops get made, put together bound etc. at each meeting.

We appreciate all our quilting helpers at the Guild as well. If it were not for them the quilting would not get done and we would have little to donate.

Thank you to everyone who volunteers their time for the Guild, last month we logged in more than 100 hours.

--Sue Childers



**FRIENDSHIP CIRCLES**

**COTTON STRIPPERS**

Our thanks go out to the food committee this month for a great meal. Next month's food committee is Joy Gregory, Deb Hager, Donna Moon, Jane Martyn-Wood, Linda Olivera, Kathy Vestal and Joan Biggs.

The fat quarters were won by Carol Adams this month. The April theme for the drawing will be pastels or Easter. The heart lottery blocks were won by Kelly Greiner. Next month's lottery block was presented by Susan Childer's, for Linda Olivera, and is Mr Roosevelt's Necktie made in fabric suitable for a man's quilt on a cream background.

Members participating in the Ugly Fat Quarter Exchange drew their fat quarters and showed them to the group. The quilts may be any size and pieced with any other fabrics. Also, a piece of the original "ugly" should be attached to the back of the quilt. We will show them in July.



**COTTON BLOSSOMS**

The Blossoms met on Monday, March 9. We discussed our Ronald McDonald quilts. We had a short demo of the "disappearing pinwheel" and also talked about some of the other "disappearing" blocks. We may arrange a group trip to the Tyler Quilt Show.

The Blossoms meet on the second Monday of the month at 2 PM at the Presbyterian Church in Commerce. All are welcome to attend.